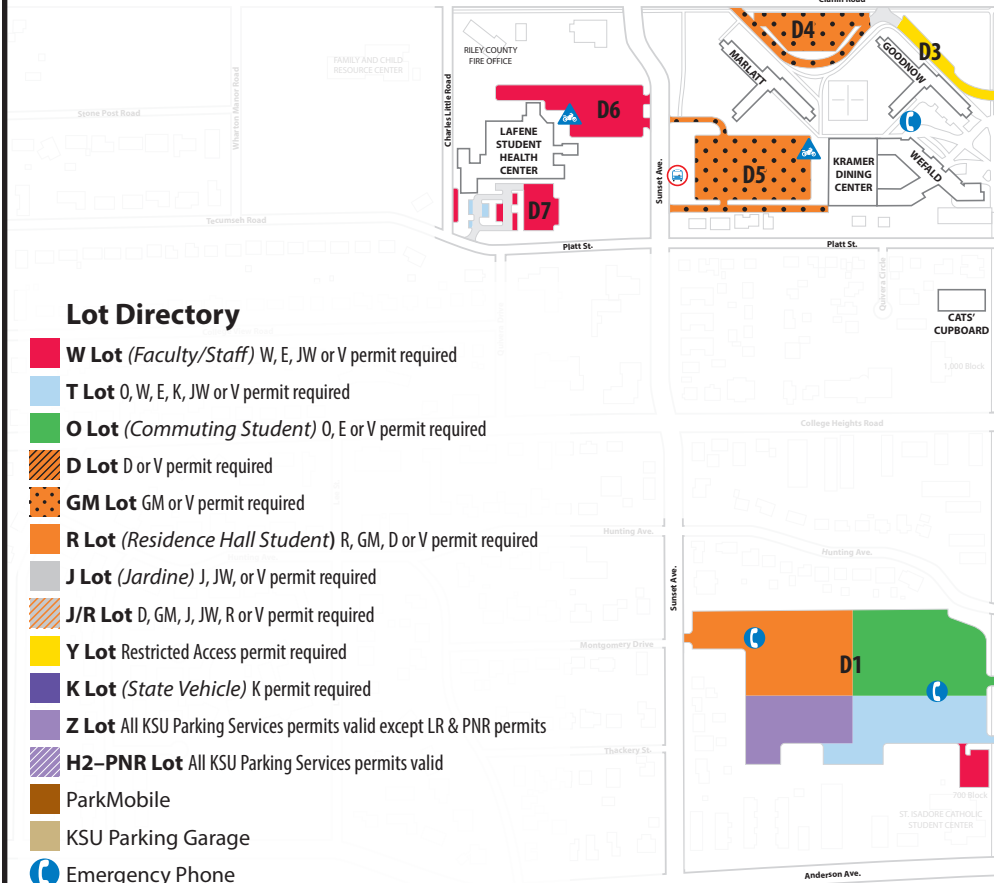
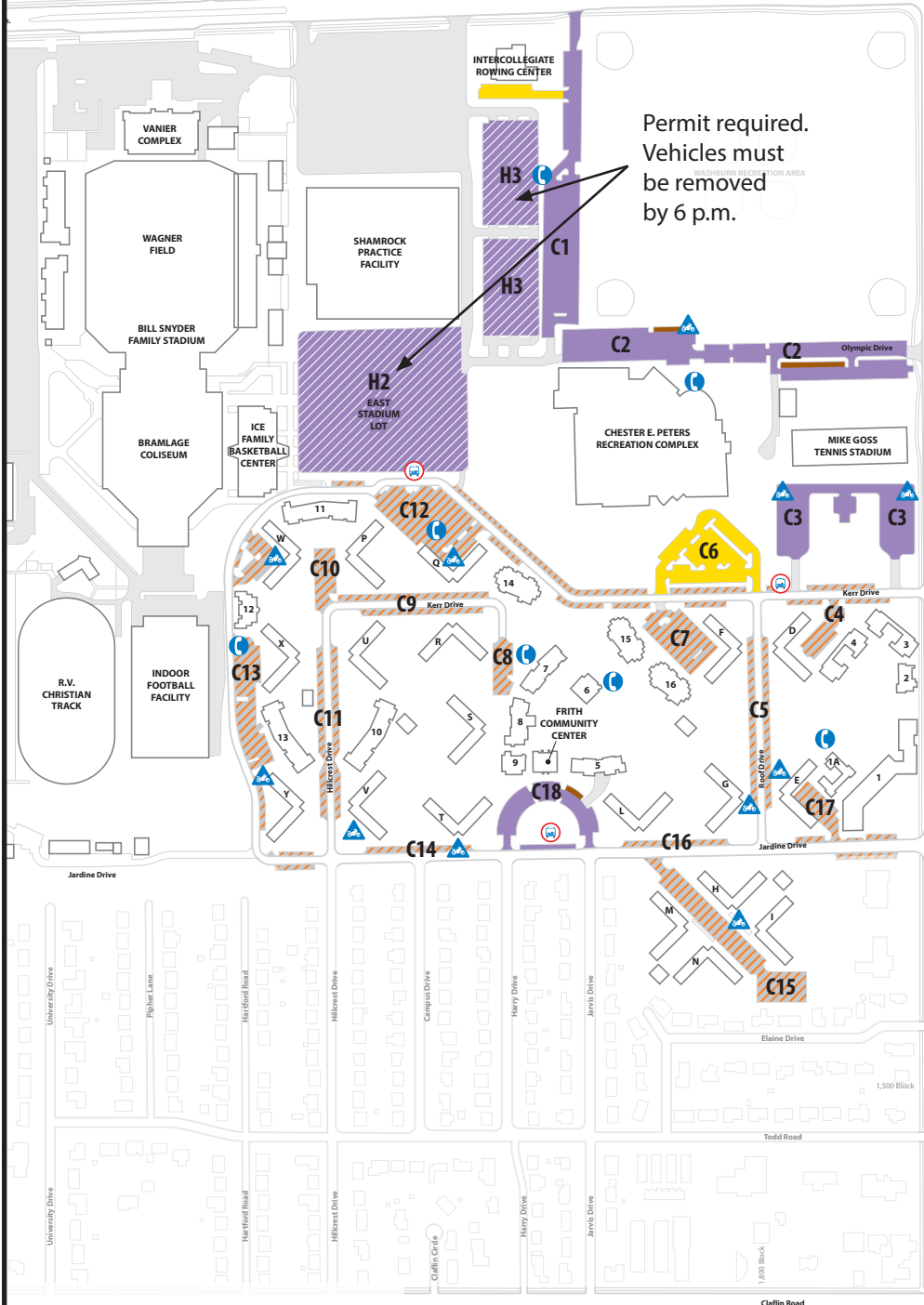
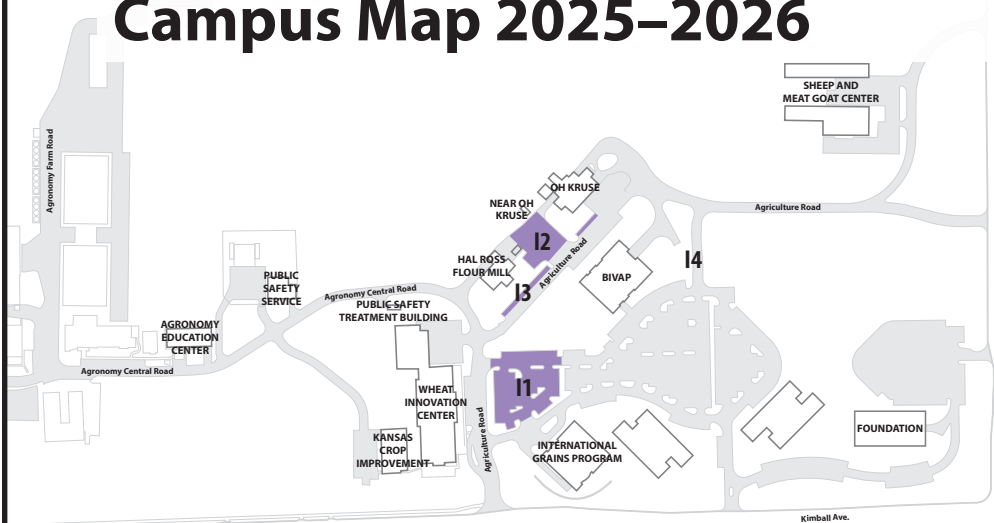


KANSAS STATE UNIVERSITY

Campus Map 2025–2026



Notes

1. A complete copy of parking regulations may be obtained from Parking Services located in KSU Parking Garage.
2. Please do not park in stalls marked and designated as "Reserved."
3. All meters must be paid.
4. Obey all speed limit and parking signs.
5. Residence hall parking lots are for residents only.
6. Jardine Terrace parking lots are for Jardine Terrace residents only.

Permit required.
Vehicles must be removed by 6 p.m.

Lot Directory

- **W Lot (Faculty/Staff)** W, E, JW or V permit required
- **T Lot** O, W, E, K, JW or V permit required
- **O Lot (Commuting Student)** O, E or V permit required
- **D Lot** D or V permit required
- **GM Lot** GM or V permit required
- **R Lot (Residence Hall Student)** R, GM, D or V permit required
- **J Lot (Jardine)** J, JW, or V permit required
- **J/R Lot** D, GM, J, JW, R or V permit required
- **Y Lot** Restricted Access permit required
- **K Lot (State Vehicle)** K permit required
- **Z Lot** All KSU Parking Services permits valid except LR & PNR permits
- **H2-PNR Lot** All KSU Parking Services permits valid
- ParkMobile
- KSU Parking Garage
- Emergency Phone
- Park-n-Ride Stops
- Motorcycle Parking
- @ParkingKState